

The Animal Liberation Primer



edited and compiled by someone

This booklet is dedicated to the hard working men and women of the ALF. Today you will be branded a terrorist, but someday you will be remembered as a selfless warrior who dared to fight for what was right. The animals would thank you if they could. Keep up the good work.

Forward

This booklet has been produced to be a tool; a tool to empower the average person to make a significant difference in this world. It has been compiled from numerous sources, into a condensed volume of animal liberation tactics. Read this booklet once and then twice and then again. Make sure you know it inside and out before setting out to do anything.

What is the ALF?

The Animal Liberation Front (ALF) is an international organization that seeks the total elimination of animal abuse and suffering at the hands of humans. The ALF has no formal leadership and no real membership. It is made up of individuals working in small groups called cells that do non-violent direct action. For security reasons there is no communication between cells so that if one cell is infiltrated or arrested it will not affect any other ALF cell.

What purpose does the ALF serve?

The ALF liberates animals from places and situations of abuse (fur farms, laboratories, factory farms, etc.) and places them in safe and caring homes where they may live out their natural lives free from suffering or exploitation.

The ALF also inflicts economic damage on those who profit from the death, misery, or exploitation of any animal.

Economic sabotage vs. live liberations

The image of a black clad agent of mercy with beagles and bolt cutters is heartwarming. But live liberation is one of the most difficult of all the possible direct actions. The hardest part of live liberations is finding homes for all the liberated animals and every dog, cat, pig, or rat is a living piece of evidence. Many animals being used in vivisection will require immediate veterinary attention and you cannot simply take in a rabbit or dog with a tattooed ear. Can you realistically screen every home and know for sure that nobody will squeal about a beakless chicken or tumor stricken dog?

Don't misunderstand the purpose of this essay. Live animal liberations are the heart and soul of the ALF. They should definitely be done whenever possible, but the time, money, and skills required to do a laboratory break in can be tremendous. If you see an opportunity for a liberation, by all means grab it, but acts of ethical vandalism or sabotage are quicker, require less follow-up, less people, less evidence, and get 'em where it hurts the most- their funding!

Ethical vandalism and sabotage does help liberate animals. It makes animal abusers pay for repairs and increased insurance with money they would reap from their blood trades. People will stop abusing animals when they lose money doing it.

The history of the ALF

Long before there was an ALF, people were fighting animal abuse using more direct tactics. In England in the early 1960s a group call the Hunt Saboteurs Association (HSA) formed to sabotage and physically disrupt hunts by laying false scents, blowing hunting horns to send hounds off in the wrong direction, and chasing animals away to safety. The British HSA is still alive and well disrupting those who would slaughter animals and call it sport.

In 1972 a group of hunt saboteurs decided that more militant action on behalf of animals was necessary, and thus the Band of Mercy began. The Band of Mercy started by smashing guns used on bird hunts and sabotaging hunters' vehicles by slashing tires and breaking

windows. The group then moved on to fight other forms of animal abuse by setting fire to pharmaceutical laboratories and burning boats used for hunting seals.

In 1975, two members of the Band of Mercy, Ronnie Lee and Cliff Goodman, were caught trying to break into a laboratory and were sent to prison. After the arrest, support for direct action grew, and in 1976, the Animal Liberation Front was born. Since that time tens of thousands of animals have been rescued and hundreds of millions of dollars in damage have been inflicted upon those who do not respect animals. It has been reported that actions occur at the rate of 75 per week in Britain, ranging from raids on laboratories to smashing the windows of fur shops.

The first reported United States animal liberation action was in May of 1977 when two dolphins were liberated from a marine laboratory in Hawaii. In 1993 the U.S. Departments of Justice and Agriculture reported that between 1977 and June 1993 there were 313 documented actions involving property damage against medical researchers, furriers, and meat producers. 60% of these actions were claimed by the ALF. If 313 sounds like a low number to you, you would be right. Many groups do not claim hits and many more animal abusers do not report them because they don't want the publicity.

Today the ALF is active in at least 11 countries and it's only going to get bigger. Every year there are new cells forming and reports of wonderfully exciting actions happening all around the globe. Even with the thousands of actions worldwide no person or animal has ever been injured or killed by the ALF. Let's keep it that way.

The ALF lifestyle

Diet

While it is acceptable to be a vegetarian and be an ALF activist, why not simply be vegan and rid your life of all animal exploitation. It's hard to justify supporting the dairy industry by drinking milk and eating cheese when there are ALF activists hard at work burning milk trucks. Every glass of milk or slice of cheese translate into millions of dairy cows needlessly suffering, as well as millions of veal

calves being born only to become tender veal steaks for some flesh-eating bastard.

Being vegan is not difficult. It's healthier for you, better for the environment, and saves animals lives. There are plenty of books full of information. If you are willing to risk your life and freedom why not first take the easiest step toward animal liberation: go vegan.

7 Drugs and alcohol

While active in the ALF it is best if you remain drug free. Drugs have no real benefits but they do have many drawbacks. They lower your potential, distort your judgement, slow your reflexes, and give the police further reason to investigate you. Money that one might spend on booze and dope could be better spent on paint, etching fluid, or good quality walkie talkies. One last, extremely relevant issue is the fact that most drugs and alcohols have been extensively tested on animals. An ALF activist who wishes to stay out of jail will never do any action under the influence of drugs or alcohol and will never work with other activists that can not be straight and sober.

Remember that the animals are what is important here, not getting high or drunk.

Physical ability and mental stability

All true animal rights activists are fighting for total animal liberation. But, not all activists have what it takes to be an ALF activist. Many people have the desire to do more, but *desire* does not mean that they have the *ability*. Take time to do an HONEST self evaluation.

Being an ALF activist can be draining on your mind and body. You should keep yourself healthy and in shape. Concentrate on developing the physical skills that you might need. Running, climbing fences, carrying heavy tools, and other physical tasks may all be required of you. You need to decide what your weaknesses are and if you can sufficiently improve or overcome them.

You must realize that direct action is illegal; therefor, anyone working in the ALF is a criminal. You have to begin to think like a criminal. Practice working out plans in your head and coming up with solutions to problems that might arise. Learn to distinguish between

natural nervousness and a genuine feeling that something is wrong and an action should be aborted. That little voice inside can sometimes save your ass.

There are two common mental reactions to doing direct action: one is a high where you walk around the next day after a successful hit with a huge smile on your face; while the other is the paranoia and strain that comes from being a criminal. Both of these reactions are dangerous. The high can become addictive and the paranoia can become disruptive. Find a happy medium and take a vacation from being active if the stress begins to effect you.

Other issues

Limited association with main stream animal rights groups is relatively harmless, but if at all possible remain clear of main stream ties. It is extremely dangerous to lead a double life and try to fight from both within and outside the system. Let the public animal rights groups be public, you have work to do that requires privacy.

Look at your lifestyle and think about things that could be potential problems. An Animal Rights bumper sticker on your car might just get you pulled over after an action. Talking in public about how "this place needs to burn" or "that place should get hit" makes other people remember you as a "militant vegan". Only talk about direct action to other members of your ALF cell. Basically, you want to be the last person people think of when the police start asking questions.

Dealing with the police and federal agents

If you are careful and you plan sufficiently before doing any action, you could work the rest of your long, vegan life doing direct action and never be caught. 95% of your success would be due to your training, skill, and planning with the remaining 5% consisting of simple luck. You can't plan or train for every crazy thing that can (and sometimes will) happen during an action, but always do your best.

You may someday be arrested. You may go to jail. These are the realities of being an ALF member. If you are ever arrested NEVER make a statement implicating yourself or anyone else. Do not answer simple or harmless questions about anything or anyone. The police

are skilled liars. Do not believe anything they tell you. They might tell you, "We already know everything, so why don't you make it easy on yourself and tell us what you know." If they really had anything they would not need you to talk. Don't be intimidated by them; no matter what they threaten you with. Not talking is your constitutional right, but lying to the police or government agents is illegal. If you really feel the need to say something, a simple "NO COMMENT" should answer any question that they ask you. But, it's still better to just keep your mouth shut. And remember, the ALF support groups do not help prisoners who cooperate or testify.

Don't panic if the police, FBI, or ATF start an investigation in your area . If you are one of their suspects then they might try to scare you by coming to your house or work to question you, or by asking your friends, family, or coworkers about you. If they come to you home to question you, do not speak to them- just shut the door. They can not come in with out an arrest or search warrant, so don't let them. Many people have an unfounded respect for the FBI or ATF. They are no better than the police, and often they are worse. They are well trained and skilled liars and they are tricky, so don't try to outwit them. Never answer any questions they ask you. Do not cooperate.

The best way of never having to deal with the police, FBI, or BATF is to be a member of a smart, tight, well-trained ALF cell that leaves no clues, does not brag, and always has a back up plan.

Security

You should never discuss any illegal activities over the phone. Phones can easily be tapped, so don't just assume you are safe. Call from a payphone if you must call someone. If you want to receive sensitive mail you should get a PO box that is not registered in your name and have it sent there. The police can plant a listening device wherever they wish, so it is best if you meet with members of your group in public places where you can talk freely. Shopping malls, restaurants, and other busy places are good places to blend with crowds. Bugs can be planted in your house, in your car, and just

about anywhere else, so just be careful where you talk about what. Don't become paranoid, but please be cautious.

After doing an action you may wish to contact the media to publicize the reasons for the action. If you plan on ever sending a press release, certain precautions can make your communications relatively safe. Your message should be brief. Write in all capital letters with no curves, or you can use a very public typewriter. When you have finished writing the press release, xerox a copy of it and then xerox the copy. Never send originals, only third generation or greater copies. Of course never touch the envelope, stamp, or letter. Do not lick the stamp or envelope because the saliva can be traced; wet them with a damp sponge. Mail it from a public mail box.

One last point, do not trust reporters. Remember that they only care about getting a story and not about the animals so they will sell you and the animals out rather than go to jail. It's best not to trust anyone outside your cell.

Evidence

Finger prints, tire tracks, shoe prints, blood stains, saliva, hair, soil residue, carpet fibers, urine, hand writing, voice recordings, and a host of other things are all traceable. Don't give the police any forensic evidence to place you at the scene of a crime. Beware of things like matching earrings; one could fall out during a hit and later come back to haunt if the police can match it to the one you still have. It's best to not do direct action with anything extra that you won't need. Empty all your pockets and jump up and down a few times to make sure you don't jingle. Crowbars, bolt cutters, and other tools can leave their own identifying marks. File the tips of tools after they have been used. Dispose of tools, gloves, shoes, and clothes after a big action.

Try to keep your house empty of militant literature or anything else that could be incriminating. This primer held up in court by the prosecution could do your defense case a lot of harm. Try to store anything incriminating (tools, literature, photos) at the home of someone that is completely sympathetic and dedicated, but not involved in

any direct action. Pay cash for anything you purchase for DA (gas, slingshots, etching fluid, gloves, etc.) so that there is no record.

If you live with roommates or your parents, think up some believable reasons for staying out late. Don't have cell meetings in your house. Don't give the people you live with any reason to get suspicious. If you ever feel like your parents, roommates, or anyone else (including the police) suspect something, you need to lay low for a while and discontinue doing direct action until things die down.

Tools, clothes, and equipment

There are some things you will need that are necessities. Gloves are the most important. You should do nothing without first putting on your gloves. Do not use thin latex gloves because they still leave fingerprints. Use cotton work gloves that fit snug and don't cost more than a dollar or two, because you will be going through quite a few pairs. It is a good idea for you to carry a fresh pair of gloves with you at all times in case you see a golden opportunity to do something, that way you are always prepared.

A ski mask is another thing you should own, but you can't realistically wear it on every action. You look quite conspicuous walking down the street with a black mask on. A better disguise for most actions is a dark, hooded sweat shirt and a baseball cap. You can put the hood up at any time and it should cover most of your face while the hat covers your hair. If you know a place has a video camera, you should of course cover your entire face.

Disposable dark pants, shirts, and shoes are important. You want to get stuff that looks natural on you so don't just run out to Goodwill and buy the cheapest junk. By all means, shop at thrift stores, but if a cop pulls you over you don't want to look like a fashion victim.

When buying tools, cheaper is not better. A tool that can not do the job you need it to do is of no use at all. This is especially true of walkie talkies. Don't just buy Radio Shack walkie talkies and expect them to have the features, range, or reliability you will need. This is also true of cordless drills and drill bits. Get a drill that has change-

able battery packs. You may need a few fresh packs to do some jobs and cheap drill bits will only let you down.

If you are going to be using a car for doing direct action, it should be very reliable; especially if you are going to be transporting liberated animals. All your tail lights, turn signals, and head lights should be working properly and your vehicle should be bumper sticker free. Don't give the cops a silly reason to pull you over.

GETTING STARTED

Some of what you have read so far might cause you to want to run out and wreck shit, but consider the situation carefully. You most likely won't be able to go and join an already existing cell and why would you want to? If you know that certain people are involved in direct action than it doesn't sound like that cell is water-tight and other people and the police might know as well. It is better to just start your own. Look at close trusted, long-time friends that might feel the same way you do. Do not approach anyone until you are sure they will most likely say yes to working with you. Once you have someone in mind do an HONEST evaluation of them. Does the person like to gossip? Are they mentally stable and physically able? Do they have personal problems that could interfere? Picking a strong team is fundamentally important so don't rush it.

Once you have a team of two to five people you should decide who in the group will be the leader. That person is no more important than anyone else, but when a quick decision must be made sometimes there's no time for democracy. Your group's first few actions should be very simple to get used to working together. Some after-action meetings are a very good idea for the first couple of times so that as a group you can discuss what went well and what can be improved upon next time. After a while your group can move on to bigger and better actions. Part two of this booklet can give you some ideas from which to work, but there are an infinite number of things that can be done. Remember, maximum destruction, not minimum damage! Be effective, be creative, and be careful!!!

Part II

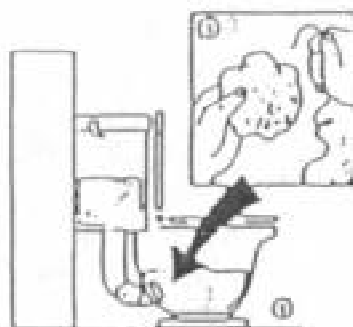
The first half of this booklet has been devoted to descriptions of the ALF and ALF philosophy as well as advice on other related subjects; now the second half will be strictly "how to". Be sure to read the TIPS section. Some of these might just keep you from having to learn the hard way. The info you get from the next few pages should help you do some serious damage to the property of any animal abuser. Hit 'em hard and hit 'em often.

There is not even close to enough room in this tiny booklet to cover all the possible ways to cost vivisectioners, butchers, furriers, and hunters money. Basically, once you get the hang of direct action you can think of your own new ways to wreak havoc on those who are harming living creatures great and small. The actions described herein are split into two categories. The first set take a minimum of planning, equipment, money, and worry; while the second set will most likely require special skills, advanced planning, and increased worry. If you have never done direct action then definitely start with the easier actions. If you and your cell have been doing direct action for a while then maybe it's time to move up to bigger, better, harder- hitting actions.



BASIC


Sponging toilets: If you want to be mean to a restaurant, just go in to use their bathroom. But first, take a large sponge and get it wet. While it is wet bind it tightly with string. When it is completely dry again you can remove the string and you should have a compact sponge ball. If you place this ball in a toilet, push it down the hole and flush it will cause some pretty hellish plumbing problems. **TIPS-** Use those big fluffy sponges not the hard perfectly rectangular ones. Have something handy to push the sponge down the drain in case the sponge will not flush. In a pinch you can use a hell of a lot of toilet paper, although this is not the most environmental option.



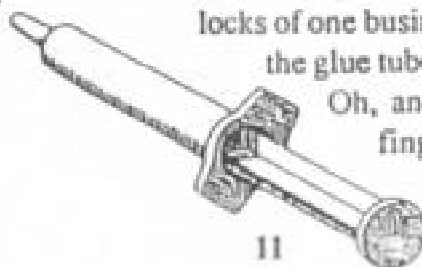
Gluing locks: Squirting super glue into a lock is a very nasty thing to do. Keys will no longer work and the lock has to be cut off in the case of a pad lock, or in the case of a door or other surface mounted lock it will have to have a new core installed. Lock smiths are definitely not cheap, it costs the restaurant, fur store, or whatever money if they can not get their doors open for business and if you add in the cost of the locks themselves, gluing locks can be a very effective and

simple action. **TIPS-** Be sure to wear gloves. Putting a piece of toothpick or paperclip into the lock can also work in a pinch. Attempt to do all the locks of one business in a single hit. Use the glue tubes with the pointed tips.

Oh, and try not to glue your fingers together...



apoxy also
works well



Painting: If you want to make a bold statement with your direct action, then painting is for you. You get the chance to express yourself and all you need is one can of spray paint to make any fast food establishment, fur store, or steakhouse look like an animal rights billboard. Slogans like "MEAT IS MURDER", "STOP KILLING ANIMALS", or "FUR SHAME" work well, but you should always strive to be creative, so make up some quality ones of your own.

A nice method of painting something quickly is by shooting it with a paint-filled super soaker squirt gun. They are relatively inexpensive, and four or five pumps can make quick work of a billboard or store front. The guns sometimes leak, so check it before using it on a job. Have a plastic bag and a rubber band handy to cap the end of the gun so that the paint will not drip when you are done painting. It is a good idea to paint a lot of things with one gun in a single night and then dispose of it. You never really get all the paint out of the gun and it will dry and become clogged.



MEAT IS
MURDER

Another way to spread the joy of paint is by using paint bombs. Fill up a balloon or christmas tree bulb with paint and throw it at the offending building, billboard, or vehicle. Red paint all over the front of a vivisector's house and car might just convey how unhappy you are with his or her line of work. **TIPS-** Wear gloves when handling paint cans, balloons, christmas ornaments, and of course when doing the deed itself. Painting can be messy, so do try and be careful. You don't want to be driving home at 1 AM half covered in red paint. Transport paint bombs in a box with a plastic trash bag lining it. Paint on wood, brick, or metal, not glass which can easily be cleaned. Practice writing slogans beforehand so that you won't run out of space when the real time comes. Also, make sure you spell everything correctly. Consult a dictionary if necessary.

Destroying windows: Windows are the most vulnerable part of a store. A single, large window can cost hundreds of dollars so why not smash it? Throwing a rock will usually do the job quite effectively, but sometimes you have to use other methods. Try a BB pistol or a slingshot and a medium-sized ball bearing. They don't make the

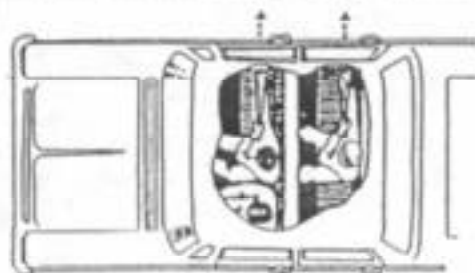
huge amount of noise that a rock crashing through a window will and they can be fired from a moving car. When you can't make any noise at all, glass etching fluid (hydrofluoric acid) can be used. This acid eats the surface of glass and makes the window look like hell. It has the consistency of runny peanut butter, so the easiest method of

application is a medium size brush and a cup. You should leave slogans on the windows whenever possible, but if you can't just a nice large X will do nicely. Etching fluid can be purchased at larger craft or art stores (preferably out of town). While

etching fluid is expensive, it makes destroying windows almost silent, which reduces your chances of being caught at the scene, and therefore is quite worth the price.

TIPS- Wear gloves. Do not use bricks on thick windows; they are sometimes too brittle and can crack on impact without doing any real damage. Learn to use your slingshot and ammo well before doing a hit. Be sure to wipe finger prints off all ball bearings, rocks, or anything you might have touched. Glass breaking makes a ton of noise, so be prepared to leave the scene quickly. These

work on car, windows, or of glass, for that



tactics also truck, and house anything made matter.

ADVANCED

Combination actions: Now that you have mastered all of the basic actions, you don't really need to learn anything else in order to greatly improve each hits effectiveness. Just take everything you have already learned and add it all together. Painting, glueing locks, and breaking or etching windows all at once can really ruin an animal abuser's day. It takes more time and planning to do all these things together, so it is best if you are first comfortable with each *individual* part. **TIPS:** The longer an action will take, the more important look outs become. You don't want the cops seeing you before you see them. Noise is another thing to think about. Try doing the activities in order from least noisy to most noisy. Glueing locks or painting first and glass breaking last.

Vehicle sabotage: Cars, trucks, and vans are prime targets for ethical vandalism. Without trucks, steakhouses don't get their bloody animal pieces. Vivisectors can't get to work to chop up rodents without their cars. Milk can't be delivered without tanker trucks. Companies lose money when they can't do business so they have to rent replacement trucks. They also have to pay to fix the damaged ones or pay higher insurance rates if their insurance company pays.



There are several parts of a vehicle that should be wrecked. Tires, windows, paint, engine, locks, gas tank, and oil reserve are vital, vulnerable, and expensive to replace. Tires can be stabbed with an ice pick or sharp knife or cut along the sidewall so that they can not be repaired. Windows can be etched or broken. The paint job can be ruined by spray painting slogans or by using paint stripper or break fluid. Engine parts can be taken or broken. Cut belts, hoses, and wires. Glue all the locks. Put oil in the gas tank and sand or some other abrasive substance in the oil reserve. **TIPS:** Wear gloves. Do less noisy things first. Slashing tires does make noise so be prepared.

Arson: Fire is a tool. It can be your friend if you respect its power or your foe if you don't. Nothing does the amount of damage that fire can (try doing a million dollars damage to a lab with only hand tools). But also, nothing else equals its potential for accidental injury and loss of life to both activist and bystander. Arson works. But those who use it make damn sure that no animal (humans included) will be inadvertently killed. Make sure that all buildings or vehicles are free from creatures before lighting one single match. Arson also has no statute of limitations. It is a serious crime. If you get caught you could spend the next several years in prison thinking about what went wrong. Be sure that you follow all security precautions rigorously. Tell no one and leave absolutely no evidence! With all that said and done, here's how to build a simple incendiary device that can be used for burning both buildings and vehicles.

Equipment and preparation

First you need gallon plastic milk jugs with screw on lids. One gallon purified water jugs work well also. Check local recycling stations for milk jugs, or buy water jugs if it's easier. You will need to rinse out the jugs and let them dry. Make sure you wash off any finger prints. Purchase kerosene from a busy gas station (out of town if possible) using an approved gas container. Fill the jugs almost all the way, but leave an inch or so of space for fumes to gather at the top so your jugs don't leak. You will also need one spare, fuel filled jug for every four incendiaries.



You need one thick rectangular household sponge for each incendiary you will be using. Set them on their sides and punch two deep holes in each for the igniters.

For a dependable ignition delay, take a stick of incense and attach wooden matches to it near the stick end. Tie them on tight with string or use a few rubber bands. Make two for each incendiary plus a few extra.



Construction and ignition

The incendiary devices are transported in three separate pieces: the jugs, the sponges, and the timed igniters. One gallon milk jugs are perfect because they can easily be carried using their handles and they also hold a lot of fuel. Placed an incendiary jug in the location you want it to burn and stuff a sponge through the handle of the plastic jug. Douse the whole area with kerosene from one of the extra jugs making sure to saturate the sponge. Light the timed igniters a safe distance from any fuel or incendiaries and then stick two incense timers into the prepunched holes in the fuel soaked sponge- one on either side of the handle.

When the incense burns down to the match heads, it will ignite them and they will inturn ignite the sponge which will melt the jug and finally ignite the fuel. Sound complicated? It really isn't.

A very simple way to torch a car is just to spread a sheet over it and then pour flammable liquid on the sheet. Ignite it with a fireplace lighter or long stick so you don't catch yourself on fire. This should only be used when you need to hit and run. Get away quick!

TIPS: Arson is a big time felony so wear gloves through the entire process and be very careful not to leave a single shred of evidence. A very important thing to check is that the heads of the matches on the incense delays are very, very close to the fuel soaked sponge. If you have too much of a gap the flame from the matches will not light the sponge and all your work will have been for nothing. If you need to, the incense igniters can be skipped and the sponges can be lit directly. Avoid working with gasoline. It's too volatile. Always bring a few extra lighters in case one malfunctions. Be careful. No evidence!



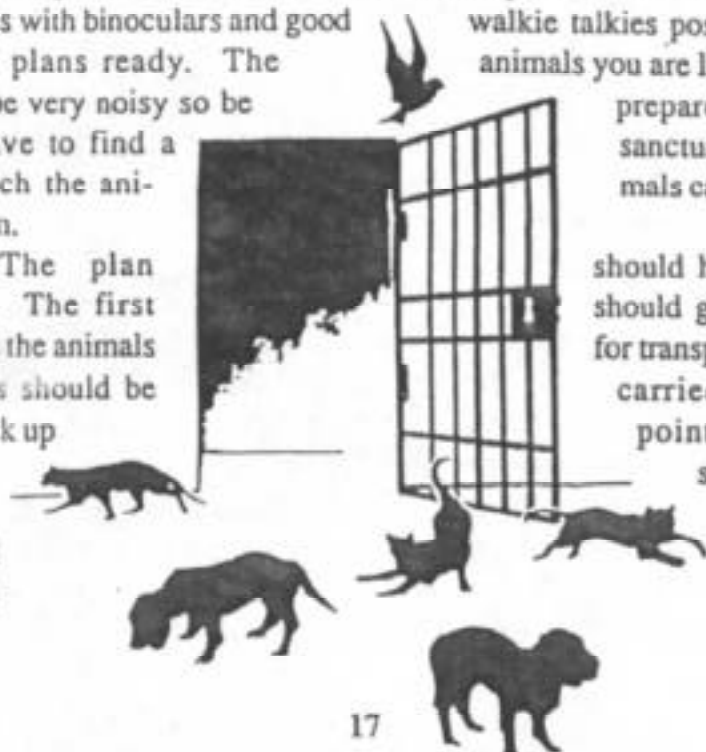
Live liberations: This is what the ALF is truly about. Setting an animal free from the tortures of a laboratory, factory farm, pet breeder, or fur farm is the highest of all accomplishments in animal liberation. It shows the animals are not property or tools, and if people want to continue to treat them as such then they will be taken and placed back in the wild or into a loving home where they will be able to live out the rest of their lives free from pain and suffering. All this sounds wonderful, but it's usually very complicated.

Fur farms- During the months of June through September, fur farm animals have a chance of surviving in the wild. Scout the farm and know the terrain. All you have to do is sneak up and open the cages. The animals can escape to live freedom. **Tips:** Wear very, very thick gloves because the animals can bite! Expect the animals to make a lot of noise. If there is a fence surrounding the farm you have to cut several holes in the bottom through which the animals can flee.

Factory farms- Most farms are in the country, so urban rules don't really apply. Know the number as well as the kind of animals you will be liberating. Know all roads, streams, and paths in the area. Have lookouts with binoculars and good escape plans ready. The might be very noisy so be prepared. You will have to find a sanctuary farm where the animals you are liberating can live in freedom.

The plan teams. The first prepare the animals animals should be safe pick up then the second team

walkie talkies posted, and should have two should go in and for transport. The carried to a point. Only should



come with the get away vehicles to remove the animals. The first team can go back and destroy property and/or burn barns and farm vehicles, or they can leave with the second team and the animals. Make sure that the second team is in and out as quickly as possible and that the animals getting away to freedom is the priority of the mission. **TIPS:** Barns are seldom locked, and there are fewer police out in the country, but farmers do have telephones and guns, so don't think that it is going to be completely easy. Doing the action on a stormy night might mask some of the noise you and the animals will make.

Laboratory liberations

Here are some skills, information, people, and items you will most likely need for a lab raid:

- 1) Knowledge of the building noting all security, exits, stairways, doors, and of course, the location of the laboratory.
- 2) Knowledge of the number and species of animals, and the physical condition that they are in depending on the experiments they are being used for.
- 3) Ways to bypass locks and doors (i.e. lockpicks, drilling equipment, crowbars, sledge hammers, etc.).
- 4) A way to bypass security systems and guards if they exist.
- 5) Lookouts with walkie talkies and preferably also police scanners to monitor police activity.
- 6) Boxes or animal carriers to safely transport the animals in.
- 7) Dependable vehicles to take animals away.
- 8) A very trusted and competent veterinarian to examine and treat the animals after they have been liberated.
- 9) Safe, caring, and dedicated homes for all the animals.
- 10) A brilliant plan to bring all these things together.

Tips: Be sure to wear masks and gloves. The best way into a lab is not always the front door; think about going in through a wall or even the ceiling. Doors can be pried off their hinges or if you can get a book and practice, lock picking or lock drilling might be better methods. While in the lab take any information (files, videos, computer disks) that you can. Destroy anything valuable or vital to the lab (computers, cages, files, etc). Bring a pair of bolt cutters to help cut shit.

Quotes

"What kind of person can we admire, can we ask young people of the next generation to emulate- the strict follower of law or the dissident who struggles, sometimes within, sometimes against the law, but always for justice?"

-Howard Zinn, Declarations of Independence

"Labs don't burn down themselves, they need our help!"

-Josh, Free the Animals

"Continuing issues regarding the environment, nuclear energy, animal rights, and abortion seriously impact American life and can cause serious strain on law and order effects. The police will feel the first brunt of assaultive behavior when they stand in the way of groups, such as these and others who are trying to bring about change or improve conditions in some unlawful way."

-Some cop, The Deadly Routine

"You attack unexpectedly, causing your opponents to become exhausted just running their lives. You burn their supplies and raze their fields, cutting off their supply routes. You appear at critical places and strike when they least expect it."

-Li Quan, The Art of War

"What is a great man who has made his mark on history? Every time if we look far enough, he is a man who has looked through the confusion of the moment and has seen the moral issue involved; he is a man who has refused to have his sense of justice distorted; he has listened to his conscience until conscience becomes a trumpet call to the like-minded men, so that they gather about him and together, with mutual purpose and aid, they make a new period in history."

-Jane Addams

"The more this is publicized...the worse it makes it. I wish I sold produce in San Diego instead of meat."

-Some meat company owner, The Militant Vegan

Produced by ALFIS, please print and distribute.

Animal Liberation Frontline Information Service



**www.animal-liberation.net
www.animal-liberation.com**

temporary url:

<http://www.enviroweb.org/ALFIS/>

The Animal Liberation Frontline Information Service is an internet web site, with the goal of providing up-to-date and current information dedicated to the activities of the animal liberation movement in Europe, North America and world-wide. It is an uncensored clearing house for information on animal liberation actions, prisoners of war, publications and more.